

Stellar population of LBGs at $z \sim 5$

K. Ohta et al. (Kyoto U.)

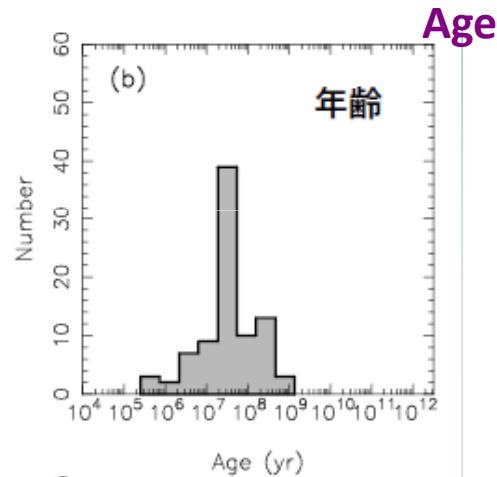
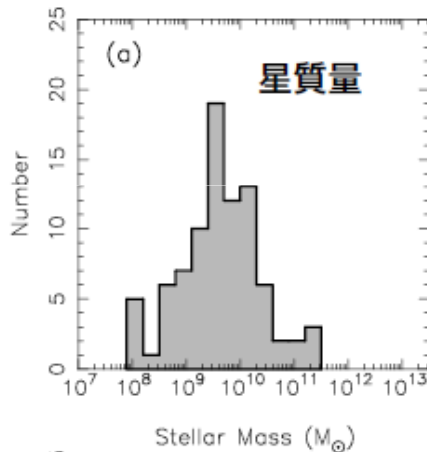
Targets: 100 LBGs at $z \sim 4.8$ in a field including GOODS-N.

Optical Data: Subaru SCam

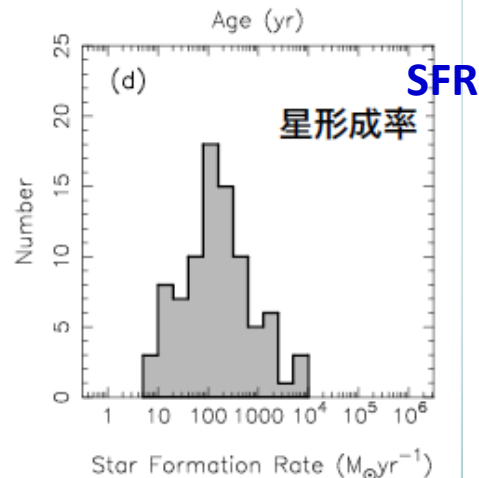
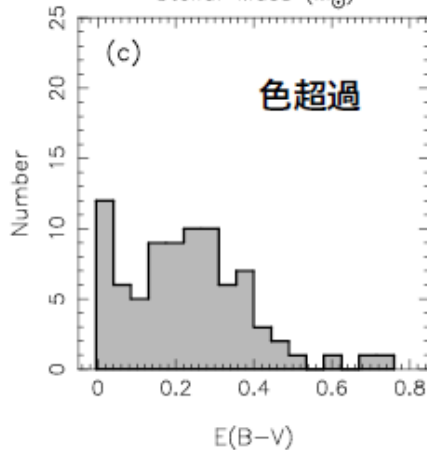
IRAC data: taken from GOODS-N and GOODS-FF

SED fitting: classical(?) standard model; BC03, Salpeter IMF, const SFH etc

Stellar
mass



E(B-V)

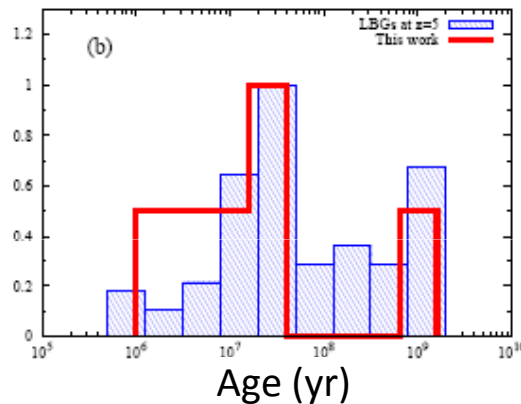
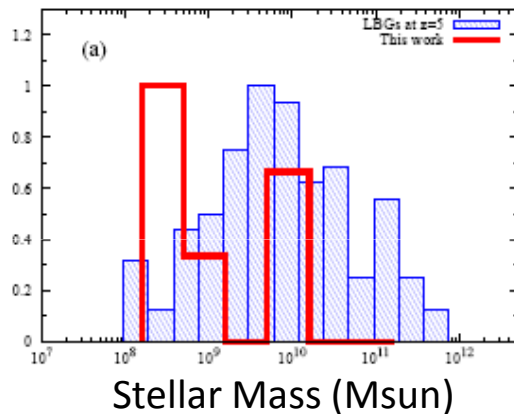


- Median
 - stellar mass of $4 \times 10^9 M_{\text{solar}}$,
 - age of 25 Myr,
 - E(B-V) of 0.2,
 - SFR of 200 $M_{\text{solar}}/\text{yr}$
- Evolution to $z \sim 3, 2$ LBGs
- Where do LAEs place among LBGs?

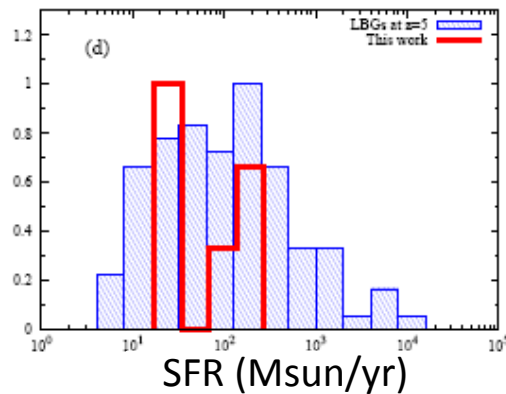
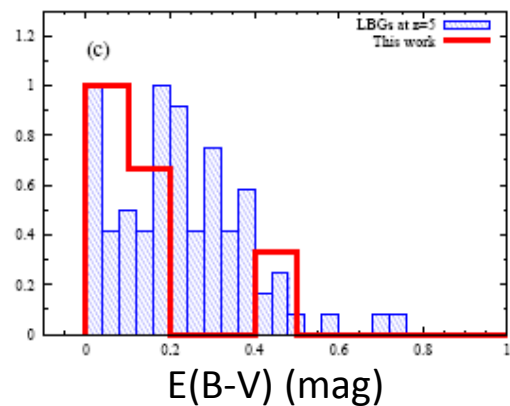
Stellar populations of LAEs at z=4.8

S. Yuma et al. (Kyoto U., Japan)

- **9 LAEs at z=4.8** selected by NB711 in GOODS-N + Flanking field (~450 arcmin²)
- Rest-frame UV and optical data from Suprime-cam and IRAC



Median mass : $8.4 \times 10^8 M_{\odot}$
Median age : 17 Myr
Median E(B-V): 0.09 mag
Median SFR : 82 M_{\odot}/yr



Direct comparison of SED fitting between **LAEs and LBGs** at the same redshift in the same field using the same SED model.

- Lower mass
- Lower age ?
- Lower E(B-V)

More details at the poster!